



# Learning from Parents: Parent Survey for Prep and Primary Schools

Grange Primary Academy  
2023 Parents Academies Primary

## Introduction

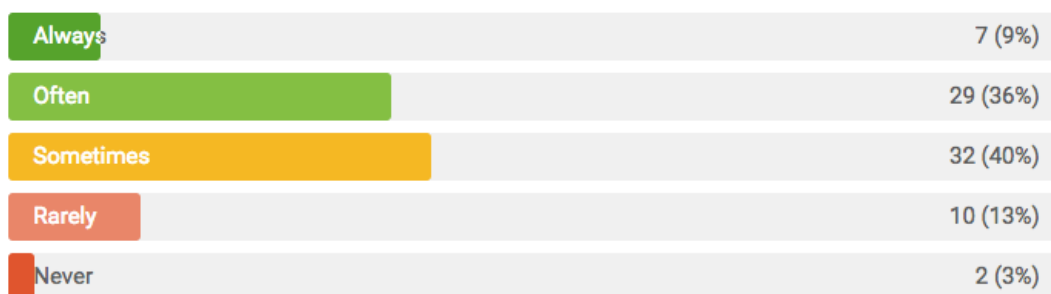
### Response averages

The group and school average view is useful to quickly get an overview of the survey results. However, to have a complete understanding of the survey results, it is necessary to review the more detailed bar graphs for each question. The average responses do not show whether student responses are grouped around one value or spread out.

In calculating the group and school averages, each possible response is given a value from 1 to N (number of available responses), where 1 is the lowest-ranked answer (e.g. "not at all" or "not useful at all") and N is the highest-ranked one (e.g. "very often" or "very useful"). The average response is the mean of all the responses to a question (in a selected group or in the school).

For these purposes, a group can be a selected class, subject, or teacher for which the average response is calculated.

#### How often do you find these lessons interesting?



### Result colours

Bar graphs and line graphs are shown on a colour scale from red to dark green. The same scale is used with numeric results, where the colour represents the response closest to the result.

Graphs that do not represent a scale are shown in purple.

### Differences in respondent count

For each question we have added the amount of respondents; how many students, parents or teachers have responded to a question. It is not possible to skip a question, but it might be that a respondent has paused their survey and has not responded to all of the questions.

### Positive responses

The percentage of positive responses is calculated by determining the proportion of the responses that belong to the top half of the possible responses, excluding the middle response when the number of possible responses is odd.

### Filtered average

This is the average of the filtered subset of results, based on the selection made when downloading the PDF – as indicated on the cover page of this document.

## Communication between the school and parents. Day-to-day communication with my child's school

1) The school is good at letting me know about my child's achievements.

63 responses



2) The school is good at letting me know important information.

63 responses



3) It is easy to speak to the school about my child when I need to.

63 responses



### Communication between the school and parents. The usefulness of communication from my child's school

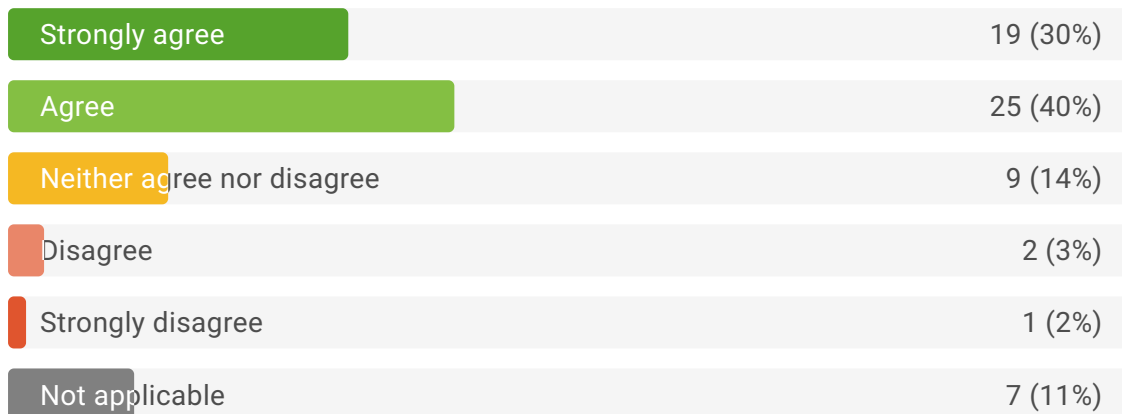
4) My child's school reports contain useful information.

63 responses



## 5) Parents' evenings at my child's school are useful to me.

63 responses



Average

**4.1**


Positive Responses

**79%**

## Supporting my child at home

## 6) I know what my child is learning at school.

63 responses



Average

**3.8**

Positive Responses

**71%**

## 7) I know how to support my child's learning at home.

63 responses



## 9) How often is your child set homework?

61 responses



## 10) My child gets the right amount of homework.

61 responses

**Mutual trust**

## 11) I feel welcome in my child's school.

61 responses



## 12) My child's teacher(s) treat me with respect.

61 responses



## 13) The school has a clear understanding of my child's needs.

61 responses





14) My child is safe at school.

Please contact your school's safeguarding lead if you have any concerns.

61 responses



15) My child's school is an inspiring place to learn.

61 responses



16) I would recommend the school to family and friends.

61 responses



17) I feel that I can raise any concern about my child with school staff.


60 responses



## Supporting learning

18) I listen to my child read.

60 responses



Average

**3.9**

Positive Responses

**68%**

19) I read to my child.

60 responses



Average

**3.7**


Positive Responses

**58%**

## Important aspects of schooling

20) How important to you is fostering independence and confidence in pupils?

56 responses



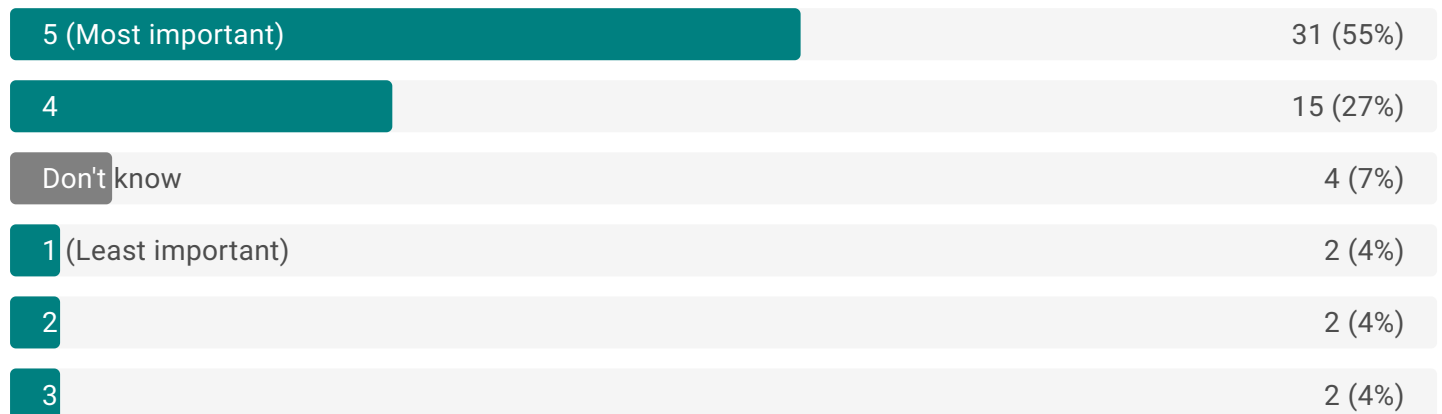
21) How important to you is quality of teaching?

56 responses



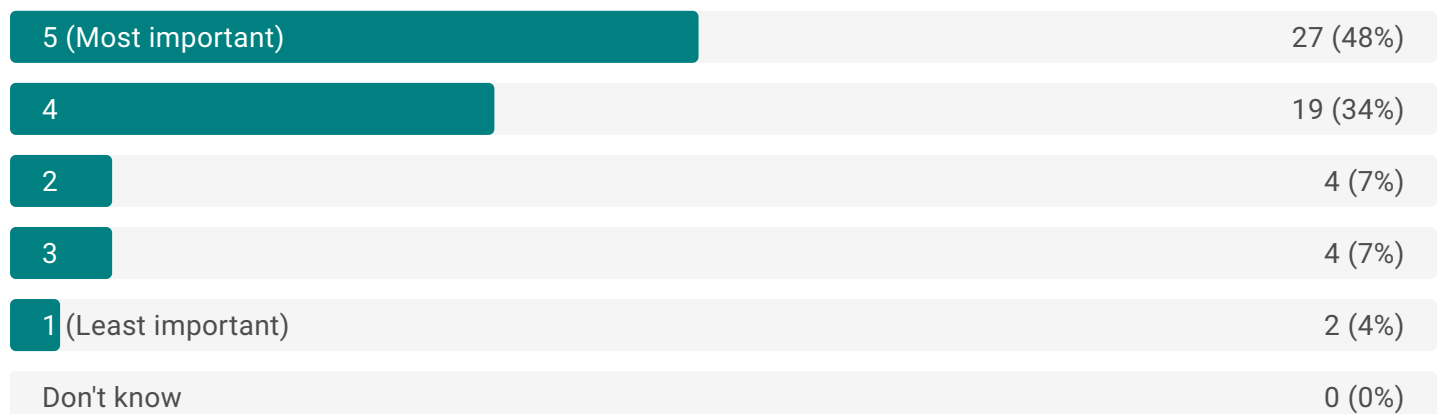
## 22) How important to you is quality of pastoral care?

56 responses




## 23) How important to you is academic performance?

56 responses




## 24) How important to you are extra-curricular opportunities (e.g. sport, trips, clubs)?

56 responses



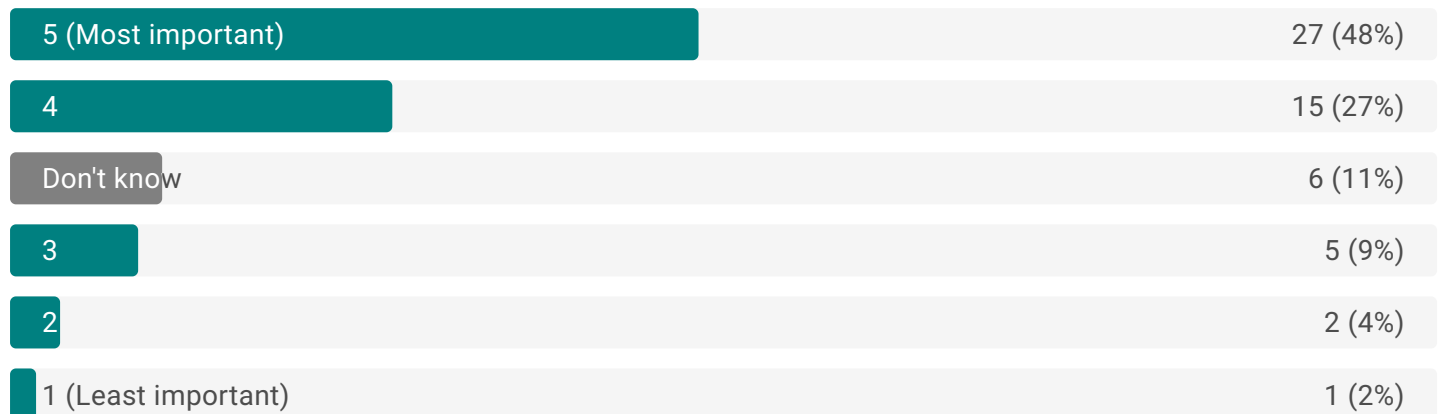
## 25) How important to you is provision for children with Special Educational Needs and Disabilities?

56 responses




## 26) How important to you are lessons which are free from disruption by poor behaviour?

56 responses



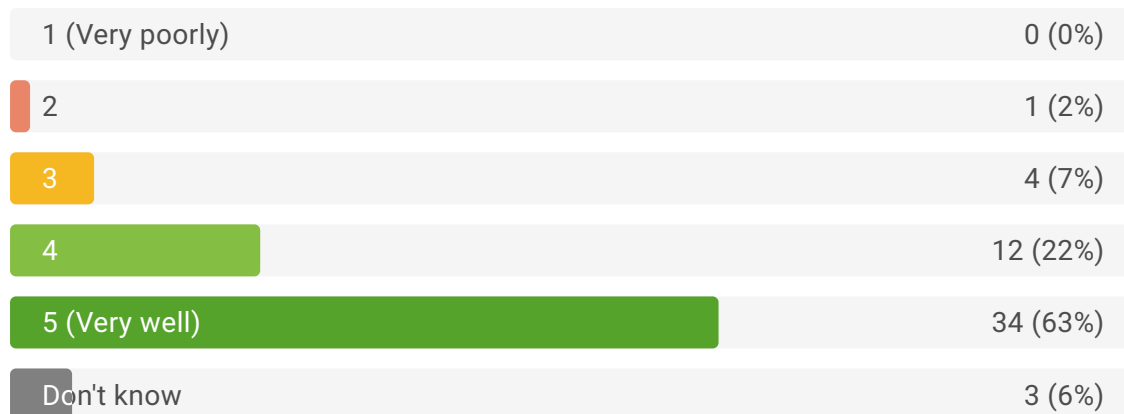
## 27) How well do you think your school does in fostering independence and confidence in pupils?

54 responses



## 28) How well do you think your school does in quality of teaching?

54 responses



Average

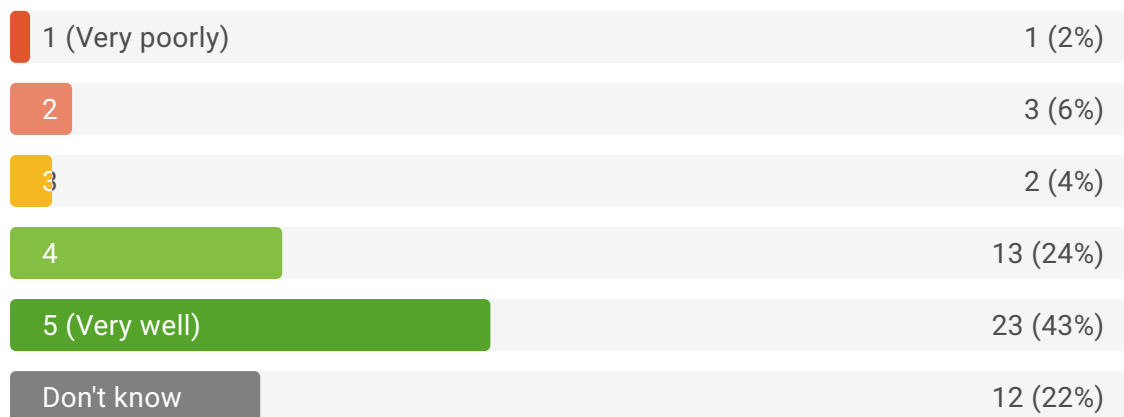
**4.5**

Positive Responses

**90%**

## 29) How well do you think your school does in quality of pastoral care?

54 responses



Average

**4.3**

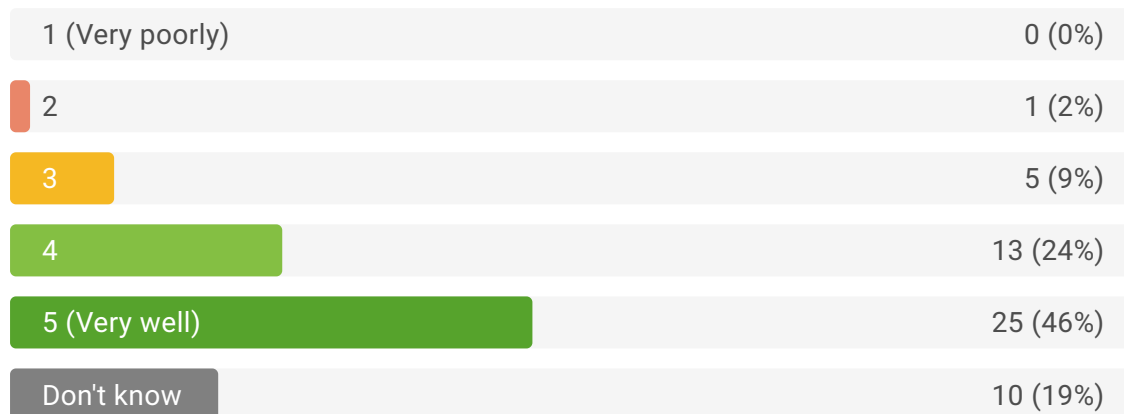
Positive Responses

**86%**



## 30) How well do you think your school does in academic performance?

54 responses



Average

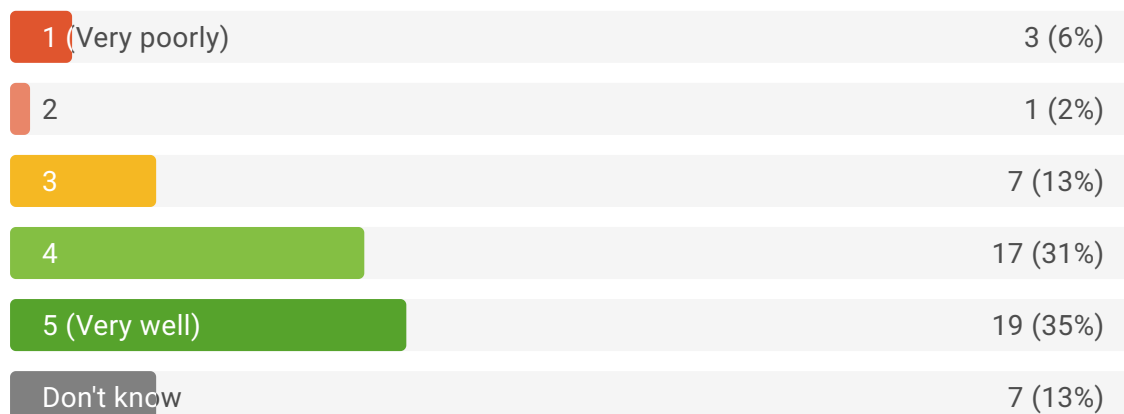
**4.4**

Positive Responses

**86%**

## 31) How well do you think your school does in extra-curricular opportunities (e.g. sport, trips, clubs)?

54 responses



Average

**4.0**

Positive Responses

**77%**

### 32) How well do you think your school does in provision for children with Special Educational Needs and Disabilities?

54 responses



### 33) How well do you think your school does in lessons which are free from disruption by poor behaviour?

54 responses

